

USS Enterprise NCC-1701

1:720 Scale Model design by Ron Caudillo (ronaldcaudillo@yahoo.com)


Special thanks to Alan Sinclair for providing working drawings. (wizardofflight@hotmail.com)

Fold up -----
Fold down - - - - -


Inches

Centimeters

Port Warp Nacelle Pylon



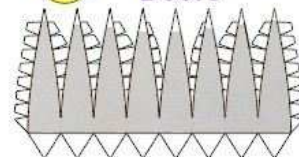
Starboard Warp Nacelle Pylon



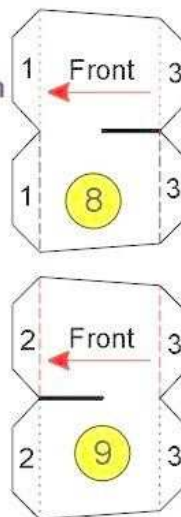
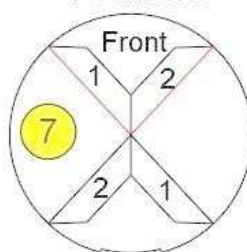
Shuttle Bay Bulkhead



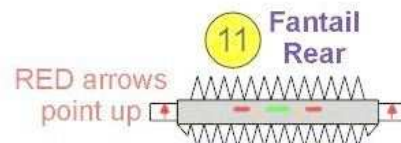
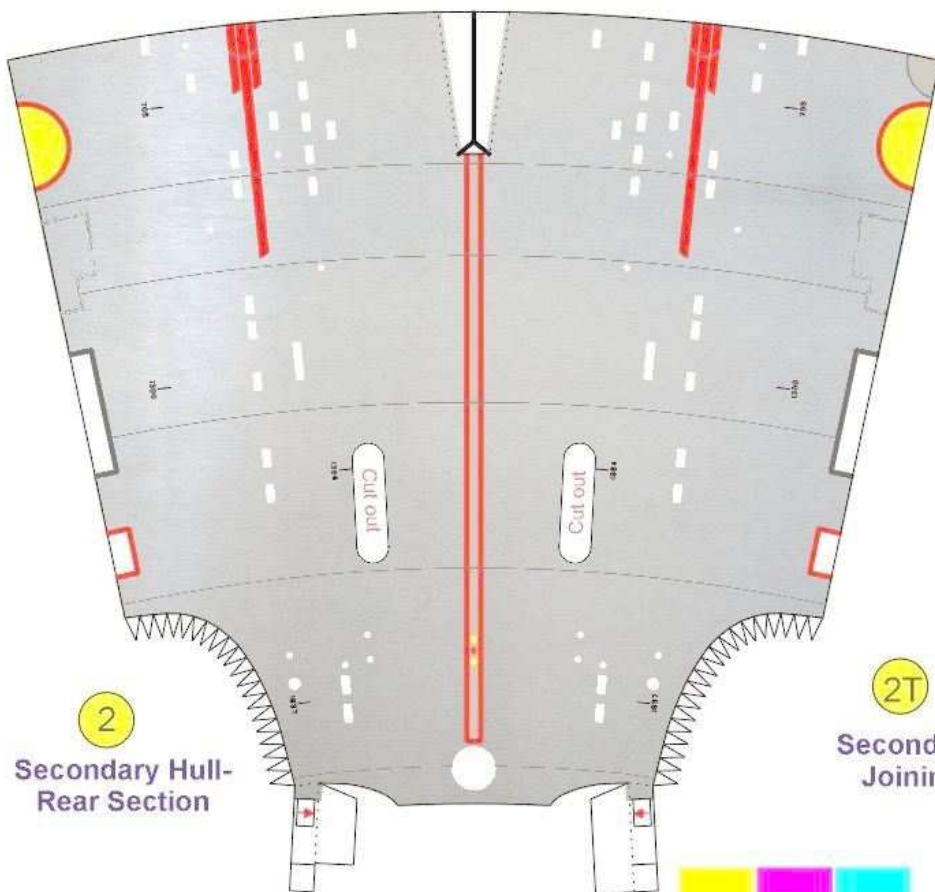
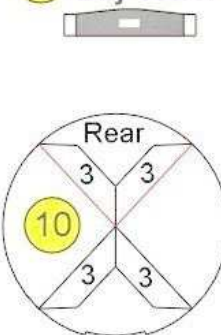
5 Shuttle Bay Doors



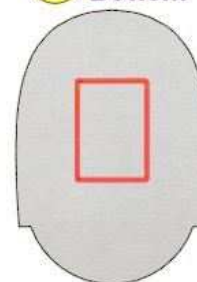
Warp Nacelle Pylon Positioner



6 Shuttle Bay Tower



12 Fantail Bottom



3 Roof of Shuttle Bay



Secondary Hull Joining Tab

Secondary Hull

USS Enterprise NCC-1701 Page 2 of 8

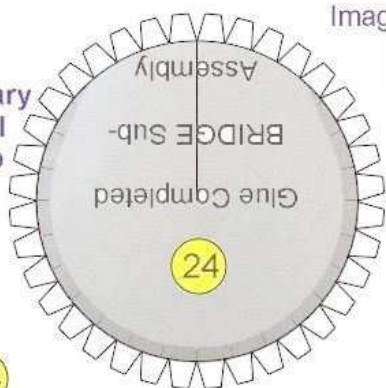
1:720 Scale Model design by Ron Caudillo (ronaldcaudillo@yahoo.com)

Special thanks to Alan Sinclair for providing working drawings. (wizardofflight@hotmail.com)

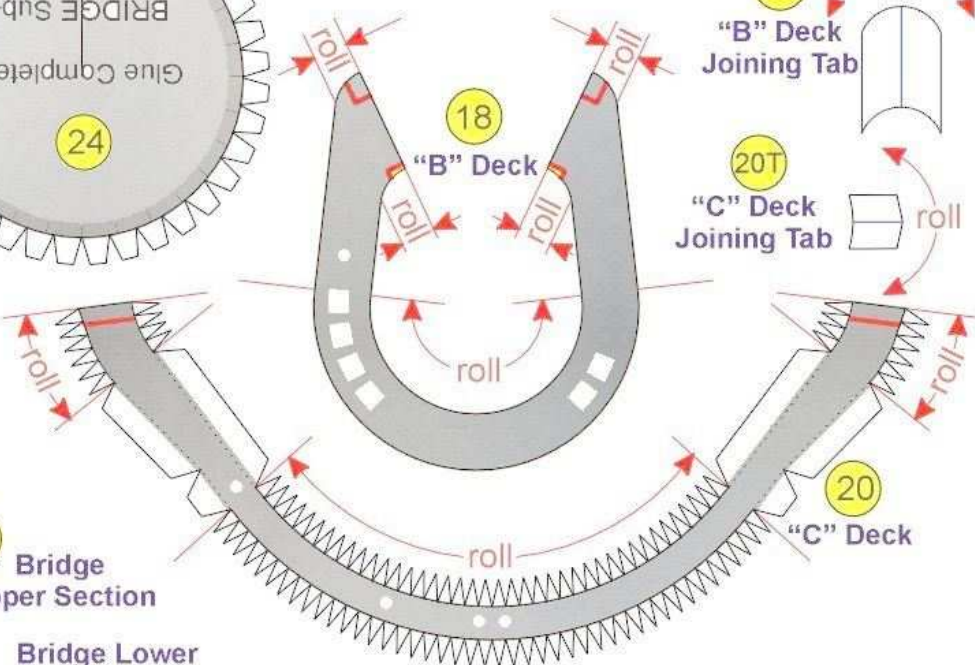
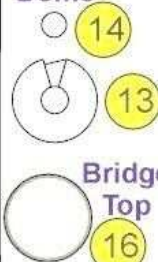
Image dimensions (W x H):
7.5 x 10 inches
19.05 x 25.40 CM

Fold up -----
Fold down - - - - -

Primary Hull Top



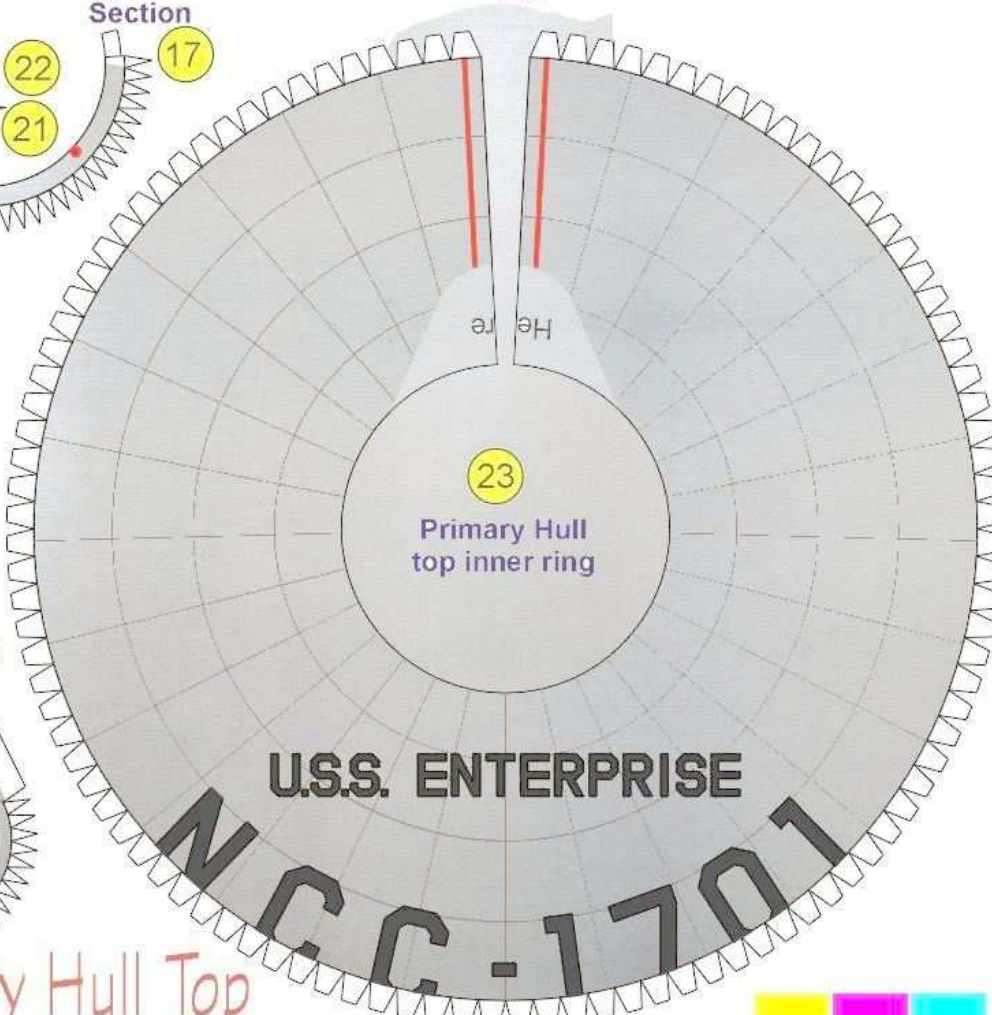

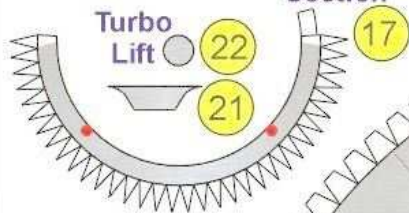
Bridge Sensor Dome



Bridge Upper Section



Bridge Lower Section



'B' Deck Top



Primary Hull Top

40 Outer support ring - part 1 of 2

part 2 of 2

41 Outer support ring

Cut out after assembly

Centimeters

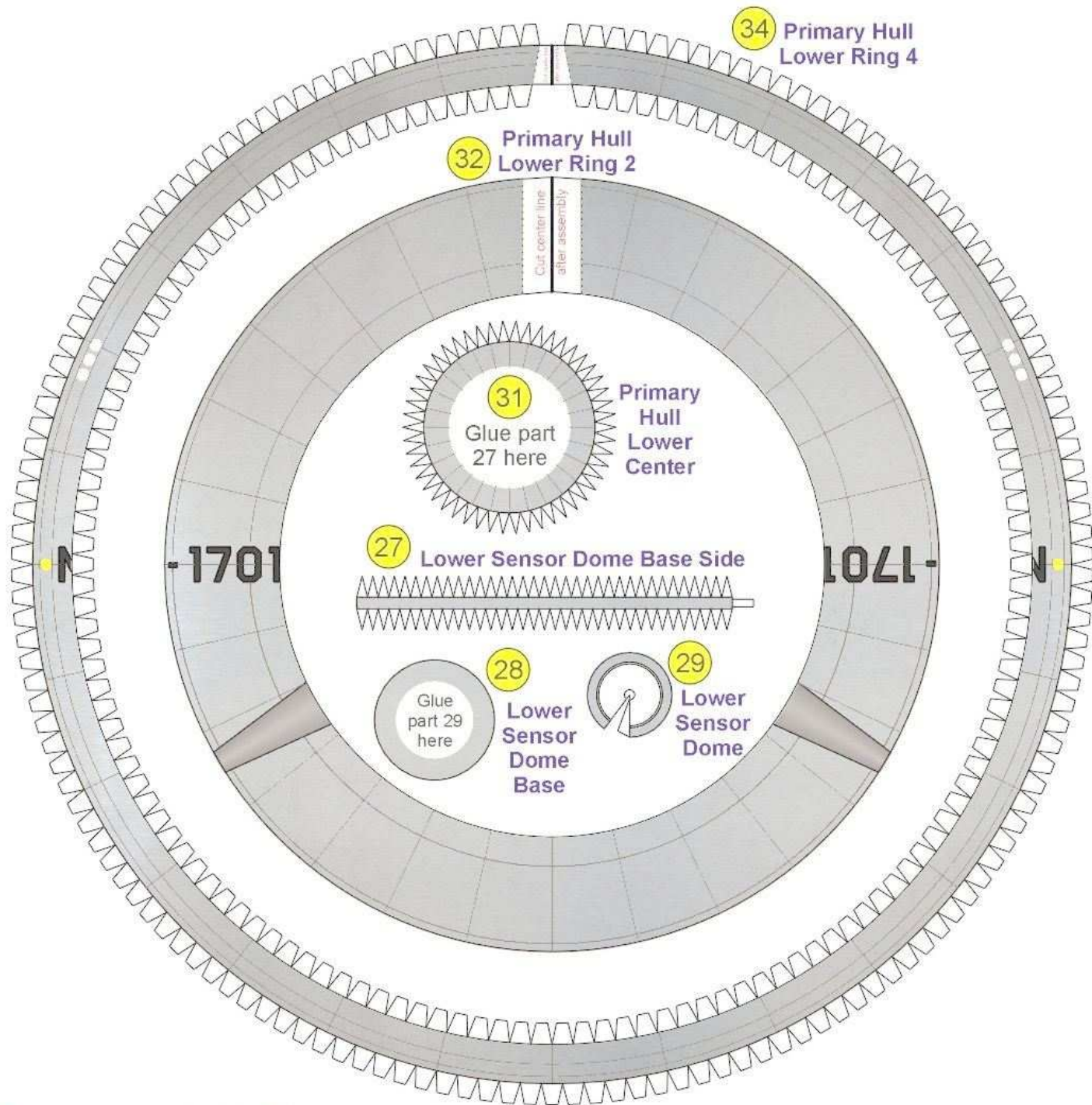

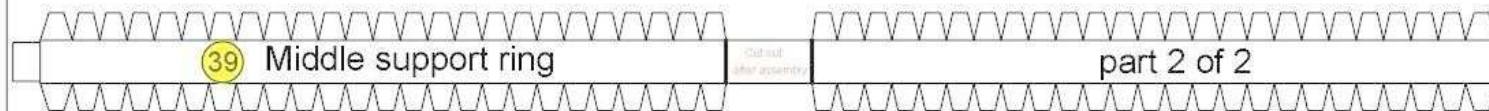
Inches

USS Enterprise NCC-1701

1:720 Scale Model design by Ron Caudillo (ronaldcaudillo@yahoo.com)

Special thanks to Alan Sinclair for providing working drawings. (wizardofflight@hotmail.com)

Fold up -----
Fold down



Primary Hull Bottom



USS Enterprise NCC-1701 Page 4 of 8

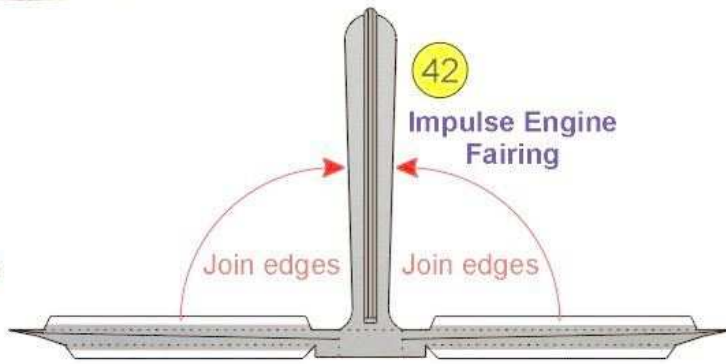
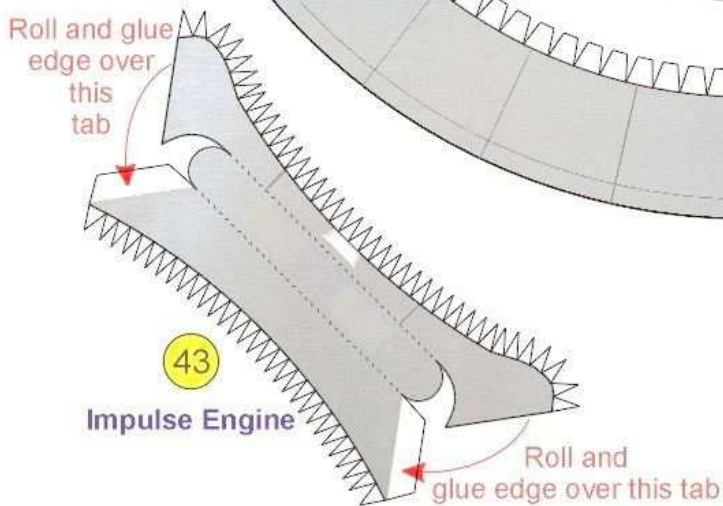
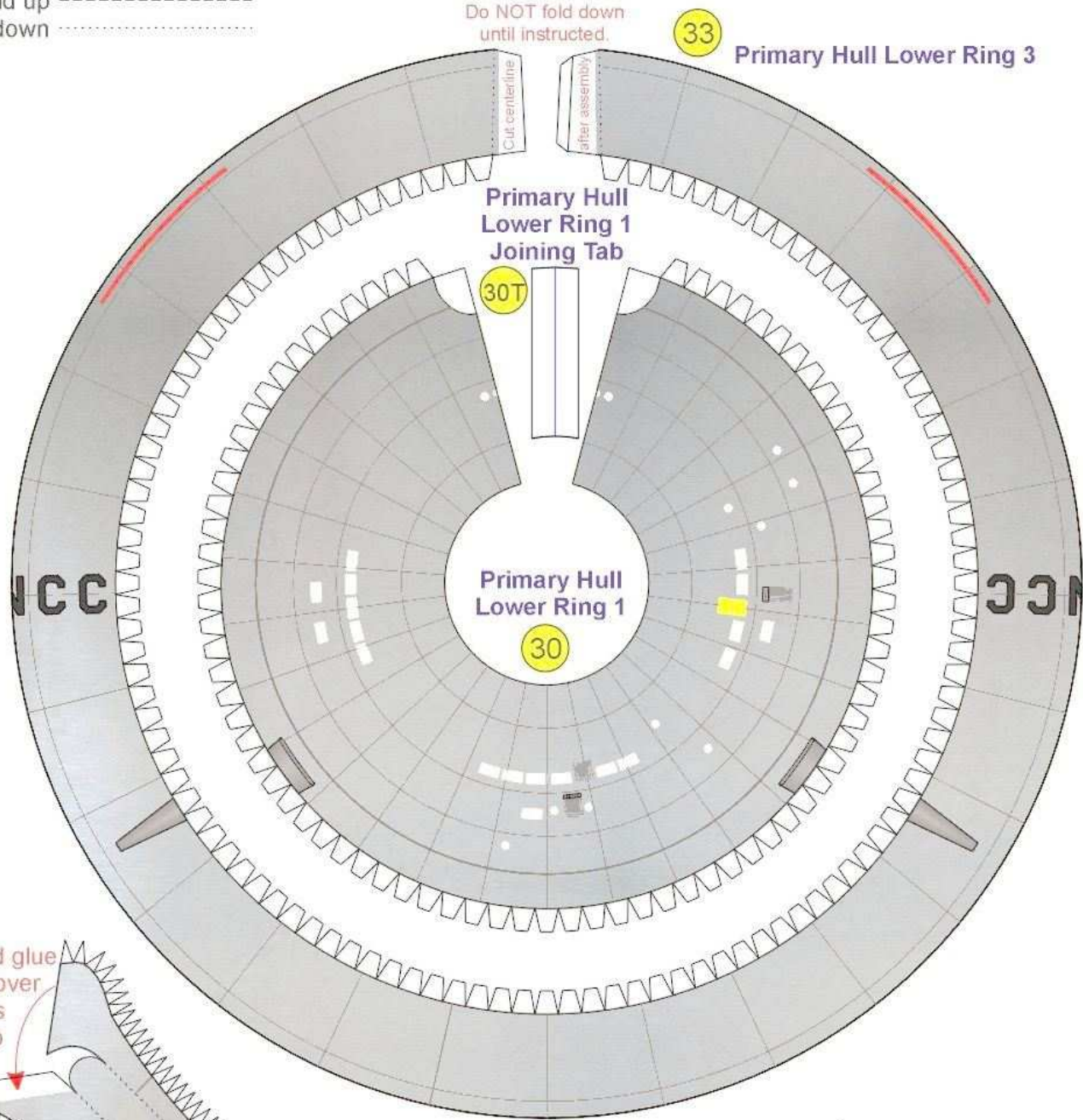
Image dimensions (W x H):
7.5 x 10 inches
19.05 x 25.40 CM

1:720 Scale Model design by Ron Caudillo (ronaldcaudillo@yahoo.com)

Special thanks to Alan Sinclair for providing working drawings. (wizardofflight@hotmail.com)

Fold up -----
Fold down - - - - -

Do NOT fold down until instructed.



Primary Hull Bottom



USS Enterprise NCC-1701

1:720 Scale Model design by Ron Caudillo (ronaldcaudillo@yahoo.com)

Page 5 of 8

Overall Image dimensions (W x H):

7.5 x 10 inches
19.05 x 25.40 CM

Special thanks to Alan Sinclair for providing working drawings. (wizardofflight@hotmail.com)



Deflector Dish
Toothpick Template



Primary Hull Top Outer Ring

25

Glue part 32 here

Valley Fold
Mountain Fold

Secondary Hull front

47

Deflector Base

48

Deflector Shroud

50

56

Deflector Dish

Cut out 2 white
center circles

57

Filler Ring

51

Cut
Out

Deflector
Amp Rings

55

53

54

52

49T-2

Secondary Hull front and rear sections joining tab

Primary and
Secondary Hulls

Inches

Centimeters

Inches

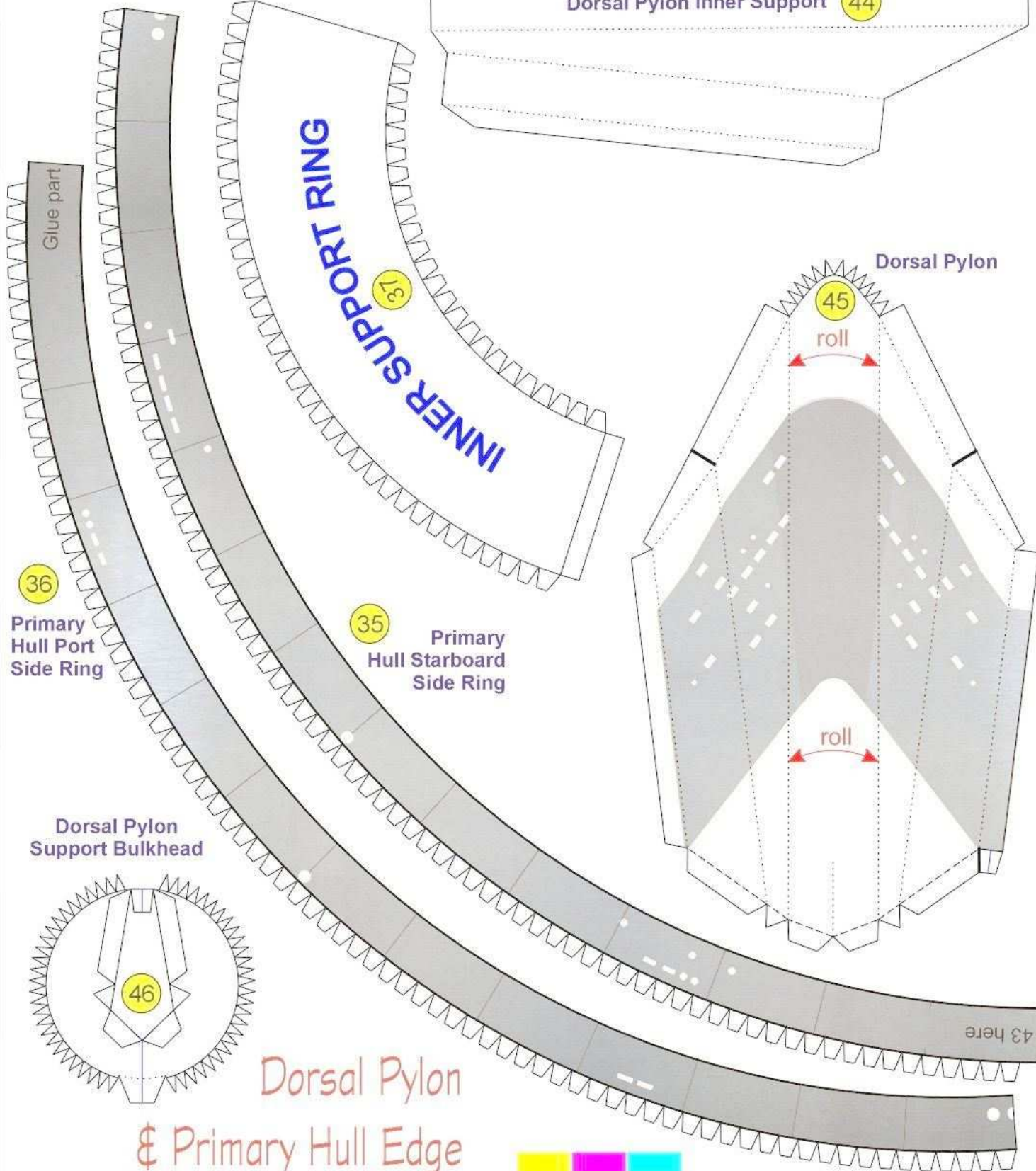
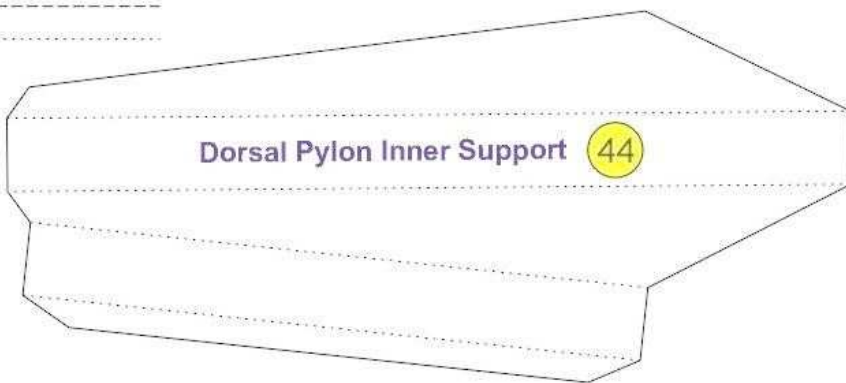
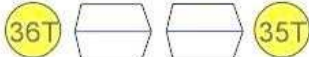
USS Enterprise NCC-1701

1:720 Scale Model design by Ron Caudillo (ronaldcaudillo@yahoo.com)

Special thanks to Alan Sinclair for providing working drawings. (wizardofflight@hotmail.com)

Primary Hull Side Rings Joining Tabs

Valley Fold -----
Mountain Fold - - - - -



Dorsal Pylon & Primary Hull Edge



USS Enterprise NCC-1701

1:720 Scale Model design by Ron Caudillo (ronaldcaudillo@yahoo.com)

Special thanks to Alan Sinclair for providing working drawings. (wizardofflight@hotmail.com)

Valley Fold -----
Mountain Fold - - - - -


58-P Port Warp Nacelle

Port Nacelle Joining Tab

66-P Propulsion Dome

72-P

Exhaust Vents



58T-P

65-P Warp Nacelle Forward Ring 1

Heat Sinks

78-P

Front Fin

64-P

This end to front

This end to rear

Fin Spacer Rings

68-P

Middle Fins

68-P

67-P

Rear Fin

69-P

67-P

75-P

Reactor Loop

70-P

Spacer Ring 1

Spacer Ring 2

76-P

Cut 'V' Notches

PORT Front

Port Warp Nacelle Pylon Positioner

60-P

61-P

rear

Front

front

77-P

Warp Nacelle Rear

Up

62-P

63-P

Warp Nacelle Forward Ring 2

59-P

73-P

Intercoolers

74-P

Port Warp Nacelle

Print this page onto the back of page 5 of the USS Enterprise. Center the print output of both of these pages in order for them to align properly.

Overall Image dimensions (W x H):
7.5 x 10 inches
19.05 x 25.40 CM

