






AK 2073
SAND AND DESERT
CAMOUFLAGE

Many modellers struggle as they have to choose the right color to accentuate the panel lines of an aircraft. We did the research for you and offer you the right color for each scheme, ready to use. This saves you time and effort and you can proceed easily with your



Accentuating panel lines really brings an aircraft model to life.

Paint on the product directly from the bottle.

After 5 till 10 minutes clean the excess paint off with a brush moistened with White Spirit.

This method is fast and easy to use with a perfect result.



To create depth in your aircraft model accentuating panel lines is an important step, as it will change the look dramatically.

Apply the paint and let it set for about 5 till 10 minutes.

Clean of the excess with a clean brush and White Spirit.

We recommend you apply the Paneliner first before taking further steps in the weathering process of your airplane model. You can repeat the process as much as you want until you are satisfied with the results.

